






TROUBLESHOOTING

THE PROBLEM	THE CAUSE	THE SOLUTION
 Compost smells offensive	Anaerobic conditions (not enough air)	Turn the pile, add more browns to the pile
 Pile doesn't heat up	Pile too small, too dry and/or not enough greens	Add more greens to the pile, add water while turning
 Material isn't breaking down quickly	Not enough moisture and/or large material size	Add water, chop materials into smaller pieces
 Pile is attracting ants	Pile too dry, food scraps not buried	Add water, bury all food scraps in core of pile
 Excessive flies and/or rodent foraging	Food scraps exposed, wrong ingredients	Bury food scraps in core, do not add meat, dairy or oils

*Don't fret!
Composting is a very forgiving process, and any problems that arise are often easily corrected.*

COMPOSTING COMPLEMENTS

GRASSCYCLING is a quick and easy way to recycle your grass clippings and fertilize your lawn at the same time! It saves time and money, reduces the need for frequent watering and chemical fertilizers, and promotes healthy lawn growth. Grasscycling is simple: just take the bag off your mower and leave the grass clippings on the lawn. The nitrogen-rich clippings decompose quickly, adding nutrients to the soil and helping your lawn retain water.

MULCH is different from compost in the way that the materials are processed and used. While compost is fully decomposed material that can be used as a soil amendment, mulch is uncomposted material that is spread over the surface of the soil. Using mulch has many benefits: It prevents soil erosion, reduces the evaporation of water from the soil, and inhibits weed growth. It has even been shown to reduce the incidence of certain plant diseases. The best way to apply mulch is to spread a layer approximately 3-inches thick around the base of plants. Take care to keep the mulch from touching the base of plant stems or trunks.



ADDITIONAL RESOURCES

COMPOSTING IS BEST LEARNED BY DOING. WITH EXPERIENCE, YOU WILL LEARN WHAT WORKS BEST FOR YOU. FOR FURTHER EXPLORATION...

CALL THE ROTLINE

(760) 436-7986 ext 222

A hotline for all your composting questions!
Open to City of San Diego, Unincorporated County, City of Encinitas, and City of Carlsbad residents

VISIT OUR ONLINE RESOURCES PAGE

www.solanacenter.org/ciy

Expanded Composting and Vermicomposting Info, Free Compost Workshop Schedule, Demonstration Garden Site List, Master Composter Course Info, and **MORE!**